

FPT290

Deluxe Fuel Pressure Tester Adapter Kit

90%
DOMESTIC &
FOREIGN
COVERAGE




Turn Your Basic Fuel Pressure Tester Into A Master Kit

Universal Adapter Set Connects Fuel Pressure Testers And Injection Cleaner Canisters To Virtually Any Vehicle


- 21-piece kit fits over 90% of domestic and foreign vehicles
- 6' extension hose allows pressure gauge to be read inside vehicle during drivability testing
- Specially designed inline T-Connector makes it simple to connect and troubleshoot fuel pressure problems
- Save hundreds on adapter lines
- Most user-friendly adapter set on the market



Universal Quick Connects



1
To connect, insert line end into quick connector



2
Push adapter over end until "click" sound occurs

























3
To disconnect, simply push button down with thumb and remove quick connector

Hose/Adapter List

for TFS203, FIG203, FPT290 and FPT22

- Indicates quantity included in TFS203 & FIG203
- Indicates quantity included in FPT22
- Indicates quantity included in FPT290

| IMAGE | PART# | DESCRIPTION | KITS/QTY | | |
|---|-------|--|----------|---|---|
|  | 720 | Fuel Injection Canister Line Adapter | | | 1 |
|  | 721 | Fuel Injection Canister Line Adapter | 1 | 1 | 1 |
|  | 722 | Fuel Injection Canister Line Adapter | | | 1 |
|  | FPT05 | Shut-Off Valve Assembly | | 1 | 1 |
|  | FSA10 | 5/16" Quick Connect Line Adapter (Female) | 1 | 1 | 1 |
|  | FSA15 | 5/16" Quick Connect Line Adapter (Male) | | 1 | 1 |
|  | FSA20 | 3/8" Quick Connect Line Adapter (Female) | | 1 | 1 |
|  | FSA22 | 3' Extension Hose | | 1 | |
|  | FSA25 | 3/8" Quick Connect Line Adapter (Male) | | 1 | 1 |
|  | FSA30 | 3/8" Quick Connect Line Adapter (90° Female) | 1 | 1 | 1 |
|  | FSA32 | 6' Extension Hose | | | 1 |
|  | FSA35 | Schrader® Valve Line Adapter (Large and Small) | 1 | 1 | 1 |
|  | FSA40 | 3/8" GM Line Adapter (Female) | | 1 | 1 |
|  | FSA45 | 3/8" GM Line Adapter (Male) | | 1 | 1 |
|  | FSA46 | 3/8" GM Line Adapter (90° Male) | 1 | 1 | 1 |
|  | FSA50 | 9/16" Spring Lock Line Adapter (Female) | | 1 | 1 |
|  | FSA55 | 9/16" Spring Lock Line Adapter (Male) | 1 | 1 | 1 |
|  | FSA60 | 14mm Line Adapter (Female) | | 1 | 1 |
|  | FSA65 | 14mm Line Adapter (Male) | 1 | 1 | 1 |
|  | FSA70 | 12mm Banjo Line Adapter (Female) | 1 | 1 | 1 |
|  | FSA71 | 14mm Banjo Line Adapter (Female) | | | |
|  | FSA75 | 12mm Banjo Line Adapter (Male) | | 1 | 1 |